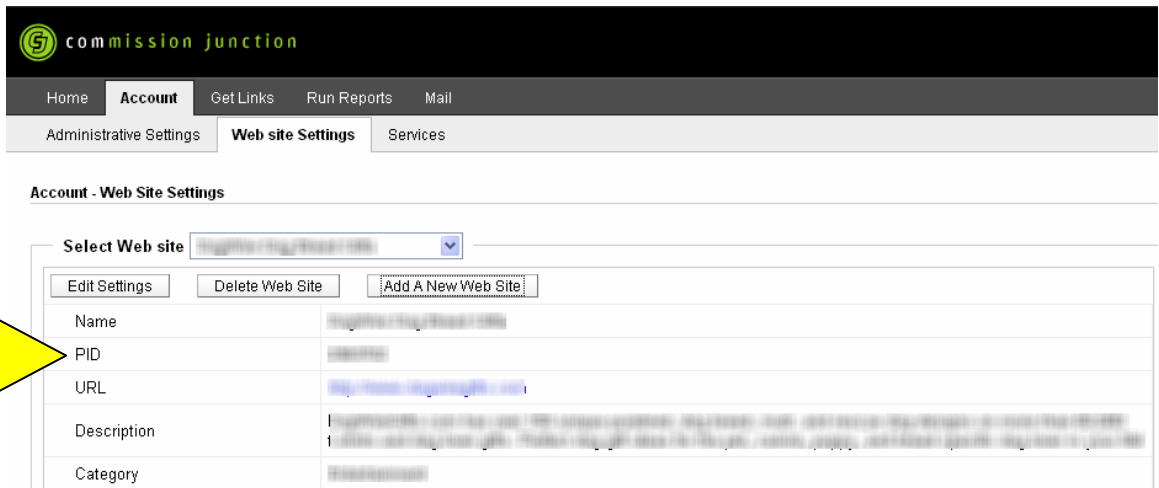


# How To Sign Up Guide:


- Complete the online application form at:  
[https://signup.cj.com/member/brandedPublisherSignUp.do?air\\_refmerchantid=1956334](https://signup.cj.com/member/brandedPublisherSignUp.do?air_refmerchantid=1956334)
- Wait for an e-mail confirmation and follow the instructions to complete the application.
- Sign into your Commission Junction account at:  
<http://www.cj.com>



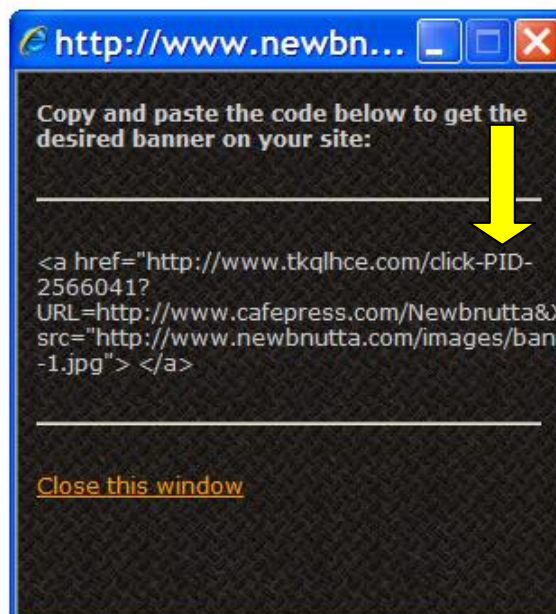
- Go to *Account > Web site Settings* and copy your PID number for your website



- (If no sites are listed, click *Add A New Web Site*, fill out the information for the site (your site) that will be displaying the banner advertising, and a new PID will be available for your use. Take note of the PID number as you will need this later.)
- Log out of Commission Junction.
- Return to the Newbnutta Affiliate page.



- Choose the banner you want to use and copy and paste its code in notepad
- Replace the word PID, which is in the code, with your Commission Junction PID number.



- Copy and paste the code into your website.

Good Luck!